

*Improving patient lives worldwide
for over 40 years.*

Pioneering personalized, effective home treatment for
lymphedema, chronic wounds, vascular disease and lipedema.

Lympha Press

Dynamic Compression Therapy

Contents

ABOUT LYMPHA PRESS®

Who We Are	3
Product Overview	4
Tools for Successful Treatment	5

COMPRESSION SYSTEMS

PCD 51™ & PCD 52™	6
Lympha Press Optimal Plus™	8
Lympha Pants,™ PCD Pants™ & PCD Pants Light™	10
LymphaPod®	12
ComfySleeve® I-75	14
Lympha Jacket™	16
Garment Measurements	18
Garment Fitting Tips	22

ADDITIONAL INFORMATION

Measuring Forms	24
Indications/Contraindications	28
Quick Reference Guide	28/29

Lympha Press® - the world leader in pneumatic compression therapy.

For over 40 years and in 37 countries, Lympha Press has successfully treated patients with lymphedema, venous disease and non-healing wounds. We offer the most advanced pneumatic compression therapy in the world. Patients and therapists love to use Lympha Press.

WE'VE GOT WHAT YOU NEED TO TREAT YOUR PATIENTS

Our systems include Lympha Press Optimal® Plus, the most advanced, most flexible pump on the market today; PCD-52™; and our best-selling PCD-51™. Our appliances are designed for maximum wearability and ease of use, with our patented overlapping chambers for comfortable treatment without gaps.

“We have actually seen in real time the way the Lympha Press device can activate the lymphatics to enhance lymphatic flow using near-infrared imaging technology. This validates what we understand clinically, that patients improve when they use the Lympha Press pneumatic compression device.”

- Caroline E. Fife, MD, Chief Medical Officer, Intellicure, Inc.

Product Overview



PCD-51™

A compact, versatile system with adjustable pressure and pause time. The PCD-51 garments have four or eight fully overlapping chambers.
 HCPCS code E0651



PCD-52™

Advanced compression therapy with a choice of Pretherapy™, Post Therapy Focus, Sequential and Wave modes, calibrated gradient compression, and adjustable pause and hold times. The PCD-52 operates four or eight overlapping chamber garments.
 HCPCS code E0652



The Lympha Press Optimal Plus™

The most advanced pneumatic compression therapy system on the market today. Offers Pretherapy™, Post Therapy Focus, Sequential and Wave modes, adjustable pause/hold times and detailed compliance information. Use with the Lympha Press Bluetooth application on your mobile phone for easy programming, customization, and operation.
 HCPCS code E0652

Tools for Successful Treatment

Precise, Adaptive Compression

Lympha Press® systems are designed for optimal therapy.

QUICK CYCLE TIME	Our rapid fill/deflate cycle increases patient comfort and applies more therapy in less time.
OVERLAPPING CHAMBERS	Overlapping chambers apply a directional massage wave without gaps in treatment that could cause “wedging” or wrong-way flow.
TORSO GARMENTS	Designed on the principles of manual lymph drainage, our torso garments treat the trunk, chest, back, and abdomen.
VARIETY OF THERAPY OPTIONS	Pretherapy™, Sequential, Wave, and Post Therapy options.
OVERLAPPING CHAMBERS	Overlapping chambers apply a directional massage wave without gaps in treatment that could cause “wedging” or wrong-way flow.

Designed For Compliance

Ease of use comes first at Lympha Press.®

EASY OPERATION	Clear displays, knobs, and anti-tamper mechanisms make our systems easy to use at home.
EASY ON, EASY OFF	We test our garments for easy donning, doffing and independent use.
WIDE RANGE OF STANDARD SIZES	Our extensive size range and adjustable fasteners provide “off the shelf” solutions.
STURDY AND DURABLE	For use at home and in clinic.
CUSTOM SIZES	Made to fit for out-of-range sizes and amputees.

PCD-5I™



MODEL	PCD-5I
CAT #	LI0015GI
CYCLE	Sequential
PRESSURE RANGE	20-80 mmHg
WEIGHT	3.3 lbs.
SIZE	8.2 x 6.3 x 4.7 in.
ELECTRICAL	100-240 VAC, 50/60 Hz



4 OR 8
CHAMBERS



PAUSE TIME



PATIENT
LOCK



BILATERAL
TREATMENT

GARMENT COMPATIBILITY

The PCD-5I system is compatible with all of our 4- and 8-chambered garments.

Lympha Press PCD-5I™ is easy to use so patients can get consistent therapy at the touch of a button.

The Lympha Press PCD-5I applies pressure in sequence. The pressure wave is created by overlapping air chambers inside the compression garment, which is fastened around the area to be treated. Adaptive pause and Smart Technology™ ensure accurate pressures and appropriate cycle times for superior results.

As each chamber inflates in sequence, a smooth directional massage enhances venous return while helping trapped lymphatic fluid find its way to alternative, open lymphatic channels. Once the sequence is complete, the PCD-5I releases the pressure. Then the process starts over again, and is repeated for the length of the prescribed treatment session.

The Lympha Press PCD-5I offers state-of-the-art technology to manage lymphedema, chronic wounds and other related circulatory conditions.

FEATURES

- Sequential gradient compression
- Easy operation for elderly patients
- Automatic pause time for efficient and comfortable therapy
- Tamper-proof lock button
- Dual voltage - convenient for travel

PLEASE SEE PAGE 28 FOR INDICATIONS/CONTRAINDICATIONS.

Your patients need versatile compression. We've got it!

The Lympha Press PCD-52 is a calibrated gradient compression pump designed for easy, effective self-care at home. Utilizing Lympha Press Smart Technology™, the PCD-52 is capable of treating two limbs simultaneously.

Therapists and patients are able to choose among a variety of effective compression options, including:

Sequential Mode: Efficient distal-to-proximal compressive massage

Peristaltic: A “wavelike” compression pattern that releases compression over the distal areas as it moves proximally

Pretherapy™: Based on the principles of manual lymph drainage, this patented cycle decongests the proximal areas as a preparation for the sequential or peristaltic cycles

Post-Therapy™ Five minutes of additional therapy to a specific area after the main treatment is completed. Therapy concludes with a distal to proximal “sweep” based on manual lymph drainage techniques.



MODEL	PCD-52
CAT #	LI0015HI
PRESSURE RANGE	20-80 mmHg
WEIGHT	3.3 lbs.
SIZE	8.6 x 6.7 x 5.1 in.
ELECTRICAL	100-240 VAC, 50/60 Hz



4 OR 8 CHAMBERS



PAUSE TIME



PATIENT LOCK



BILATERAL TREATMENT

GARMENT COMPATIBILITY

The PCD-52 system is compatible with all of our 4- and 8-chambered garments.

FEATURES

- Set pressure in each chamber or in four groups of two chambers each
- Choice of sequential cycle (for more distal hold) or peristaltic cycle (distal release)
- Add Pretherapy™ for proximal decongestion and Post Therapy Focus for repeated massage over resistant areas
- Adjustable pause and hold time, therapy lock, and compliance meter

PLEASE SEE PAGE 28 FOR INDICATIONS/CONTRAINDICATIONS.

Lympha Press Optimal Plus™



The optimal home treatment for lymphedema, lipedema, CVI and chronic wounds.

Lympha Press Optimal Plus is specifically designed for the treatment of lymphedema, lipedema, and chronic venous insufficiency (CVI). Lympha Press is clinically proven to stimulate lymph protein absorption and increase lymphatic return during and even after therapy. It integrates research and cutting-edge technologies from around the world to offer more specialized patient care with advanced pneumatic compression.

This unit offers a unique Pretherapy™ proximal to distal compression cycle designed to stimulate the lymphatics. With adjustable ranges of therapy pressures and sequences that allow customized treatment options (20-90 mmHg.), Lympha Press Smart Technology™ “learns” the patient’s unique measurements, calibrating the pressure in each chamber, and adjusting to changing measurements to provide optimal therapy.

CYCLES

Pretherapy™ - prepares the proximal treated area to receive lymph fluid before the main treatment.

Post Therapy Focus - additional therapy to a specific area after the main treatment is completed.

Wave Mode - for comfortable, effective treatment in patients with distal discomfort.

Sequential Mode - for effective reduction of edema.



“I used to have to use two different compression pumps to meet my daily needs. Because the Lympha Press Optimal Plus has both sequential AND wave modes, I only need one pump. Everything I need is available in one device.”

- Catherine Rosenberg, Lymphedema Patient

FEATURES

- Automatic adjustable pause and hold time
- User-friendly, clear interface
- Calibrated gradient compression – single chamber pressure selection
- Full compliance meter
- The Lympha Press Optimal Plus offers Bluetooth technology. Your smartphone or tablet operates like a remote control!

MODEL	Lympha Press Optimal Plus 912
CATALOG NUMBER	L10008C2
CYCLE	<ul style="list-style-type: none"> • Pretherapy • Post Therapy Focus • Sequential • Wave
PRESSURE RANGE	20-90 mmHg
WEIGHT	4.5 kg / 9.92 lbs
SIZE	34 x 24 x 20 cm / 13.3 x 9.4 x 7.8 in
ELECTRICAL	100-240 VAC, 50-60 Hz
ACCESSORIES	Hose Bundle L25S1000



4 MODES



12 TO 24 CHAMBERS



USB PORT



BILATERAL TREATMENT



BLUETOOTH® ENABLED

GARMENT COMPATIBILITY

The multi-chamber garments available for use with Lympha Press Optimal Plus include: Comfysleeve® I-75, Lympha Jacket™, Lympha Pants™, LymphaPod®

The Lympha Press Optimal Plus pump is HCPCS coded E0652.



LymphaTrack App available for phone and tablet!



PLEASE SEE PAGE 28 FOR INDICATIONS/CONTRAINDICATIONS.

Lympha Pants™



MODEL	CAT #	EXPANDERS	CAT #
Lympha Pants™	L4MP2136C	Expanders (PAIR)	L4Z5LP00
Lympha Pants™ XL	L4MP2236C		

24

24 CHAMBERS

LOWER BODY

BILATERAL TREATMENT

ONE SIZE ADJUSTABLE FIT



MODEL	CAT #	EXPANDERS	CAT #
PCD Pants™	L4MPH002	Expanders (PAIR)	L4Z5LP00
PCD Pants Lite™	L4MPH003		

16

16 CHAMBERS

LOWER BODY

BILATERAL TREATMENT

ONE SIZE

Complete lower body therapy with custom boot feature.

Designed on the principles of manual lymph drainage, these garments treat the lower body including the entire trunk, abdomen, hips, and genital area. Our patented “custom boot” feature forms a boot to fit each patient’s individual leg length and foot shape.

Lympha Pants, Lympha Pants XL, and PCD Pants have three zippers to accommodate different sizes. PCD Pants Lite has one zipper and conforms to most sizes.

Expanders are available to increase circumference.

FEATURES

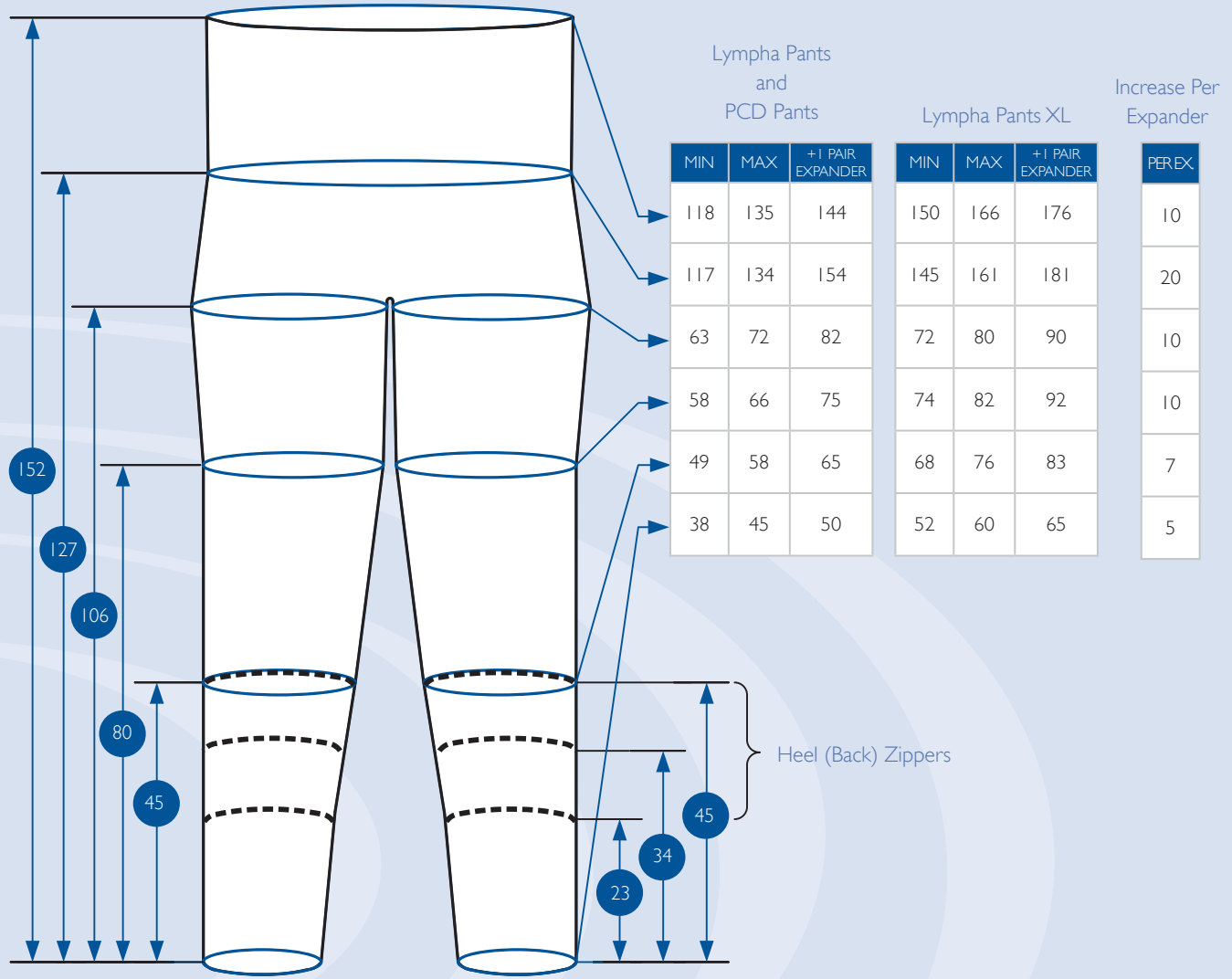
- Treats the entire lower body, including the abdomen, lower back, hips, and the genital area.
- Adjustable boot accommodates most leg lengths.
- Easy to use – like wearing a pair of pants!

PUMP COMPATIBILITY

- Lympha Pants are for use with the Lympha Press Optimal Plus pump.
- PCD Pants™ and PCD Pants Lite™ are for use with the PCD-5 I pump.

PLEASE SEE PAGE 28 FOR INDICATIONS/CONTRAINDICATIONS.

LYMPHA PANTS™, PCD PANTS & PCD PANTS LITE™ GARMENT DIMENSIONS



*Dimensional data in centimeters (cm)

COMPATIBILITY

- Lympha Pants and Lympha Pants XL have 24 chambers and are for use with the Lympha Press Optimal Plus pump.
- PCD Pants and PCD Pants Light have 16 chambers and are for use with Lympha Press PCD-52 and PCD-51 pumps.

LymphaPod®



LymphaPod®
Optimal Plus™



LymphaPod®
Optimal Plus™

MODEL	CATALOG NUMBER
LymphaPod®	L4MP800L
LymphaPod® Left Expander	L41580AL
LymphaPod® Right Expander	L41580AR



LOWER
BODY

INNER THIGH

LIMITED
MOBILITY

ONE SIZE

40
CHAMBERS

PLEASE SEE PAGE 28 FOR INDICATIONS/CONTRAINDICATIONS.

Designed specifically for the larger patient.

Larger patients with lymphedema have special needs. Their lymphedema often appears on the upper thighs, hips, and abdomen – areas that cannot be treated with standard leg garments.

LymphaPod is a home care system designed for larger patients. It treats the entire lower body, including legs, hips, and abdomen. This unique garment conforms to irregular limbs and shapes and is designed for ease of use by patients with limited mobility.

LymphaPod is a one-size garment and is available with hose attachments to the right side or the left side for easy patient access. Please specify hose side when ordering.

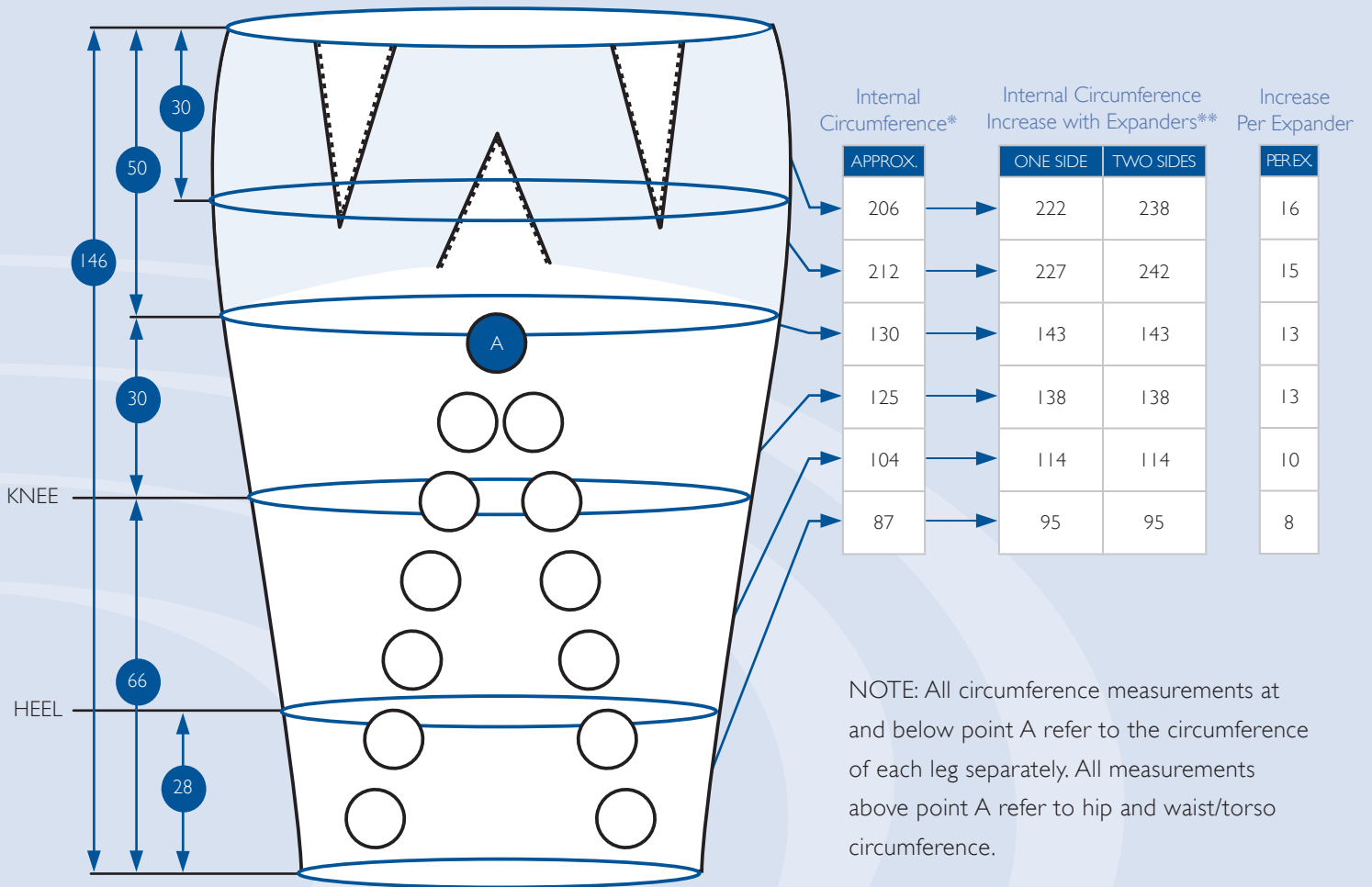
FEATURES

- Treats the entire lower body including hips, abdomen, and buttocks.
- Special emphasis on the inner thigh to treat lobules.
- Designed for use by patients with limited mobility (some patients may need assistance).
- One size fits patients from 350 to 700+lbs.
- 40 overlapping air chambers.

PUMP COMPATIBILITY

- LymphaPod can be used only with the Lympha Press Optimal Plus pump

LYMPHAPOD® GARMENT DIMENSIONS



NOTE: All circumference measurements at and below point A refer to the circumference of each leg separately. All measurements above point A refer to hip and waist/torso circumference.

TECHNICAL NOTES

- LymphaPod can be used only with the Lympha Press Optimal Plus pump.
- LymphaPod garments are available with hoses exiting from the right or left side of the garment.
- Dimensional data is in centimeters (cm).
- Expanders are sold individually – specify LEFT or RIGHT.

*Location of patient landmarks will vary depending on height and leg length.

**Leg measurements for side with expander added.

ComfySleeve® | -75



ComfySleeve®
Optimal Plus™

MODEL	CATALOG NUMBER
ComfySleeve®	L41L0175
Small Fasteners	Left: L42L0FSL Right: L42L0FSR
Medium Fasteners	Left: L42L0FML Right: L42L0FMR
Large Fasteners	Left: L42L0FLL Right: L42L0FLR



ComfyLite
PCD-51™ / PCD-52™

MODEL	CATALOG NUMBER
ComfyLite	L41LT100
Small Fasteners	Left: L42L0FSL Right: L42L0FSR
Medium Fasteners	Left: L42L0FML Right: L42L0FMR
Large Fasteners	Left: L42L0FLL Right: L42L0FLR



Simplifying treatment for postmastectomy lymphedema.

ComfySleeve I-75 and ComfyLite treat the entire arm, shoulder, and one side of the back, chest, and abdomen. Their sequential, compressive massage action activates the lymphatics to absorb fluids and proteins, and coaxes fluids around blockages into healthy areas for uptake.

ComfySleeve I-75 and ComfyLite provide gentle, targeted therapy to the axilla (armpit), to assist lymphatic drainage.

FEATURES

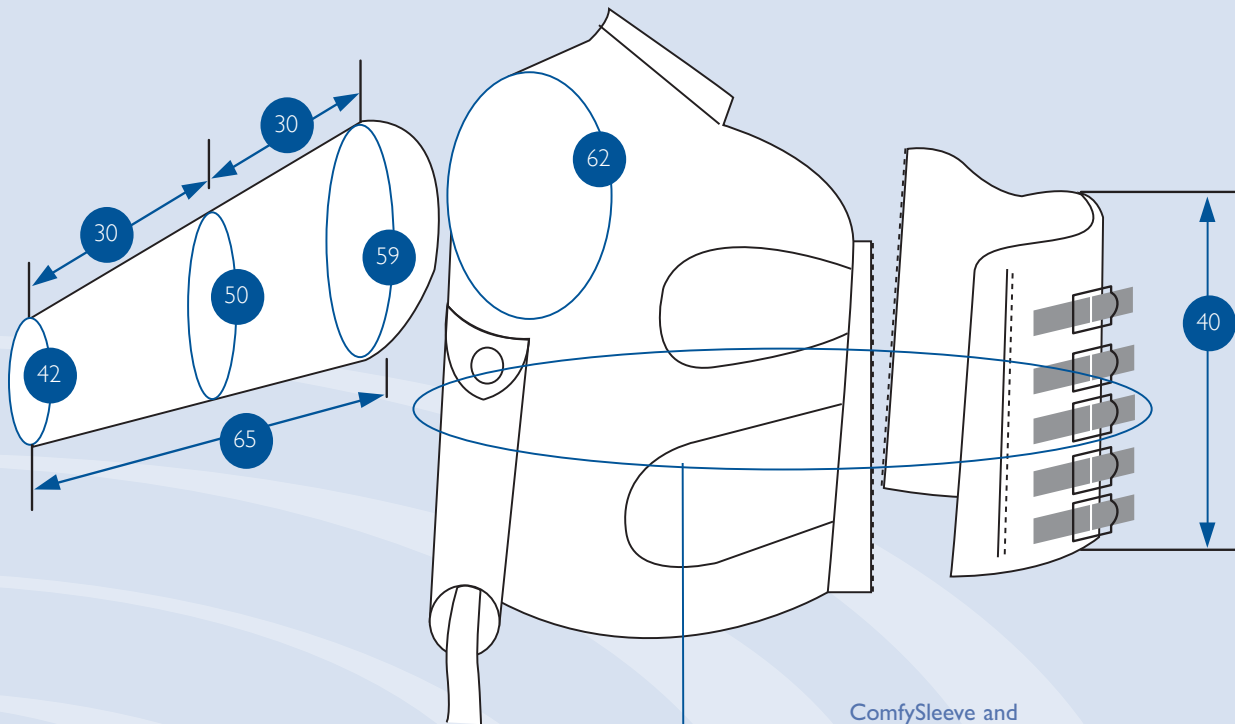
- Treats arm, chest, shoulder, back, and abdomen.
- Conforms to the patient's body shape with targeted compression to the armpit area.
- Easy to put on and remove.
- Easy to clean for good hygiene.

PUMP COMPATIBILITY

- ComfySleeve I-75 for use with the Lympha Press Optimal Plus pump.
- ComfyLite is designed to work with the PCD-51 and PCD-52 compression units.

PLEASE SEE PAGE 28 FOR INDICATIONS/CONTRAINDICATIONS.

COMFYSLLEEVE® I-75 & COMFYLite GARMENT DIMENSIONS



Fastener Sizing

ITEM	MIN	MAX
SMALL FASTENER	31	41
MEDIUM FASTENER	36	51
LARGE FASTENER	48	66

Arm/Torso Circumference

ONE SIZE
74

ComfySleeve and ComfyLite

SIZE	MIN	MAX
S	105	115
M	110	125
L	122	140

Specify LEFT or RIGHT side

TECHNICAL NOTES

- Size can be changed by switching fasteners.
- Dimensional data in centimeters (cm).

Lympha Jacket™



Treatment for both arms, together with bilateral shoulders, chest, back, and abdomen.

The Lympha Jacket treats both arms, together with the entire upper body (chest, shoulders, back, and abdomen) for complete therapy. Lympha Jacket treats both sides of the torso, using the principles of manual lymph drainage.

MODEL SPECIFY LEFT, RIGHT, OR BILATERAL	CATALOG NUMBER
Short Arm Jacket	Bilateral: L4MJ2125 Back Expander: L4150542 Arm Expander: L4150822
Long Arm Jacket	Bilateral: L4MJ2135 Back Expander: L4150542 Arm Expander: L4150823

FEATURES

- Complete bilateral torso therapy
- Treats both arms simultaneously
- 18 to 24 overlapping chambers prevent reflux and promote directional flow to healthy lymphatics
- Easy to put on and take off, just like a regular jacket
- Easy to clean for good hygiene and skin care

UPPER
EXTREMITY

BILATERAL
TREATMENT

24

CHAMBERS

EASY TO USE

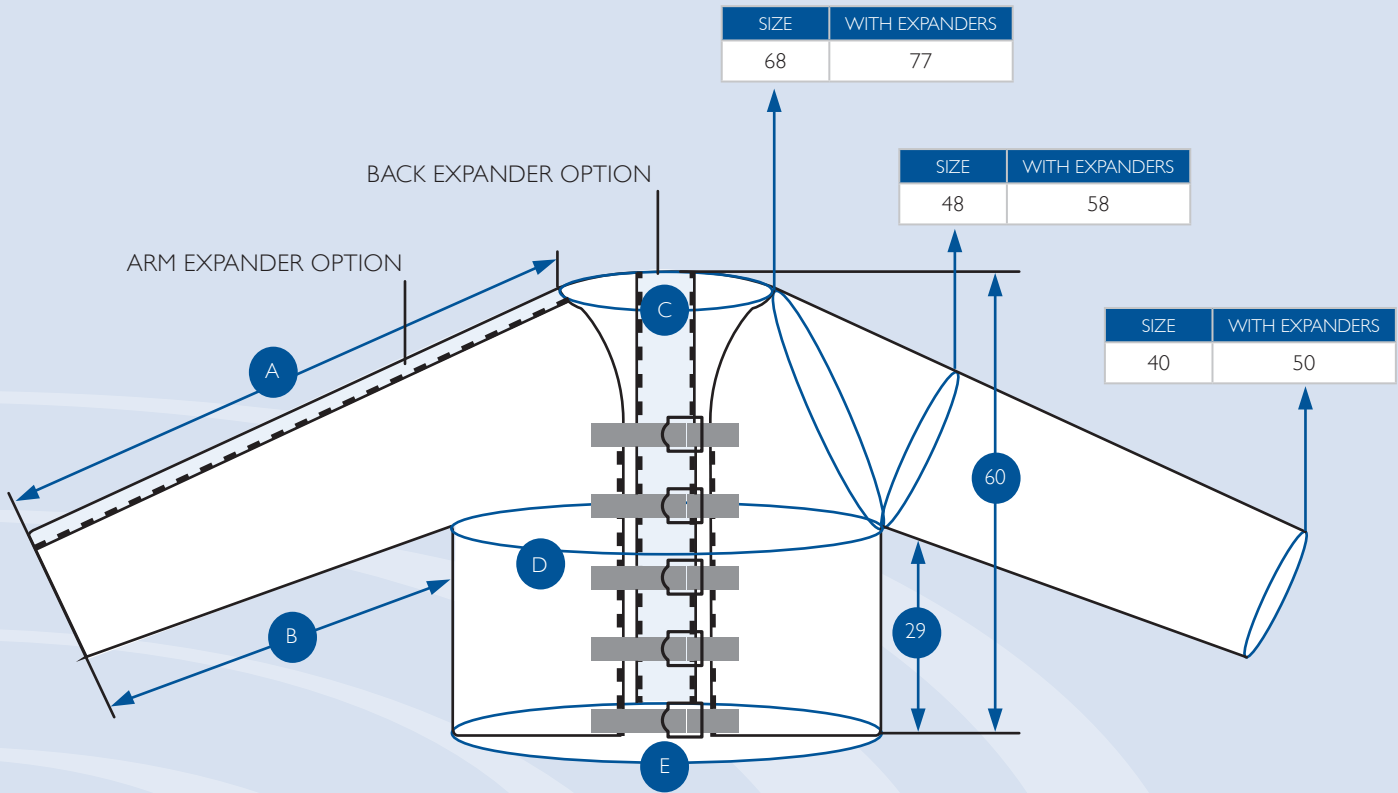
EXPANDERS
AVAILABLE

PLEASE SEE PAGE 28 FOR INDICATIONS/CONTRAINDICATIONS.

PUMP COMPATIBILITY

- For use with the Lympha Press Optimal Plus pump.

LYMPHA JACKET™ GARMENT DIMENSIONS



SIZE	WITH EXPANDERS
68	77

SIZE	WITH EXPANDERS
48	58

SIZE	WITH EXPANDERS
40	50

Short Arm Jacket

A	B
80	57

Long Arm Jacket

A	B
96	72

Adjustable Chest Straps

E & D	
MIN	MAX
105	123

Adjustable Chest Straps with One Expander

E & D	
MIN	MAX
115	133

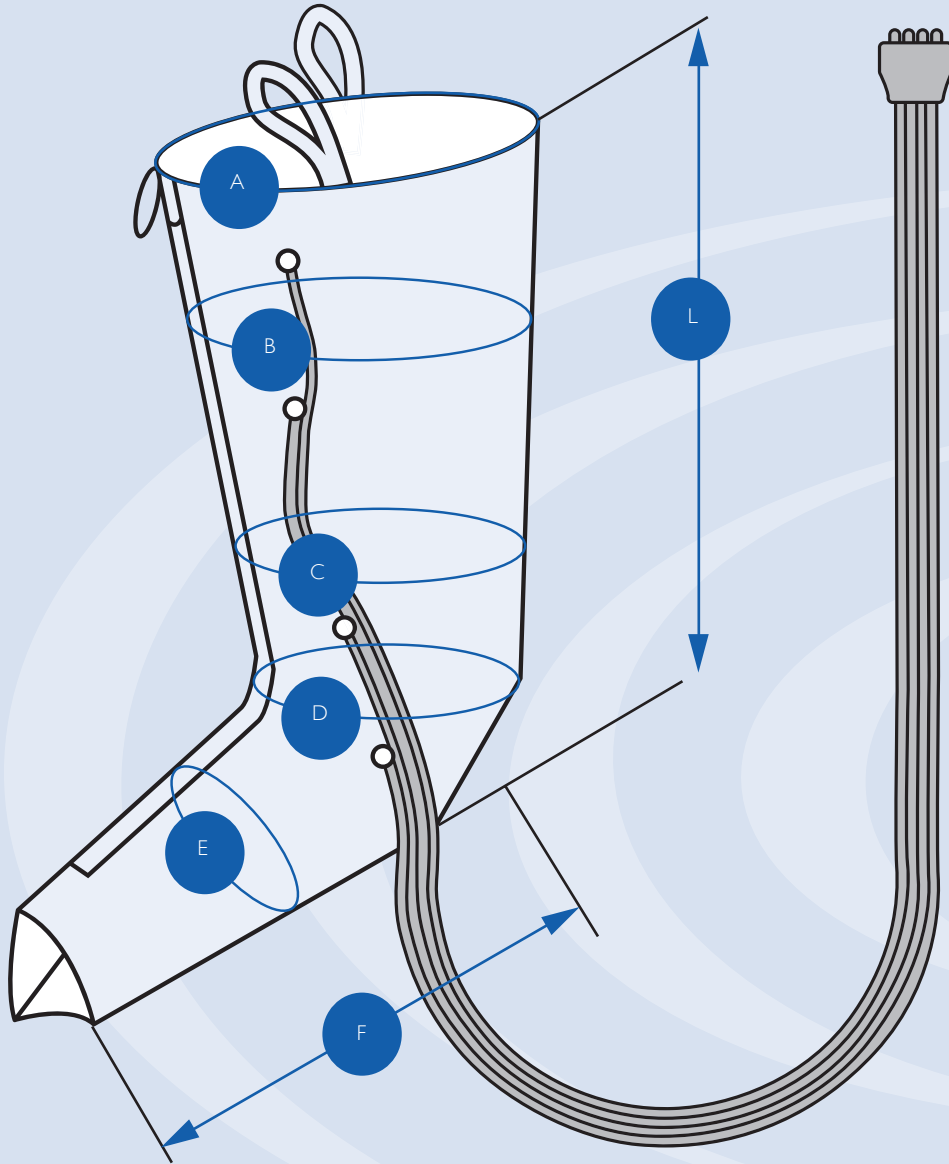
C	
MIN	MAX
48	64

C	
MIN	MAX
58	74

TECHNICAL NOTES

- Dimensional data in centimeters (cm).

LEG GARMENTS FOR PCD-51™ AND PCD-52™



LYMPHA PRESS 4 CHAMBER LEG SLEEVES

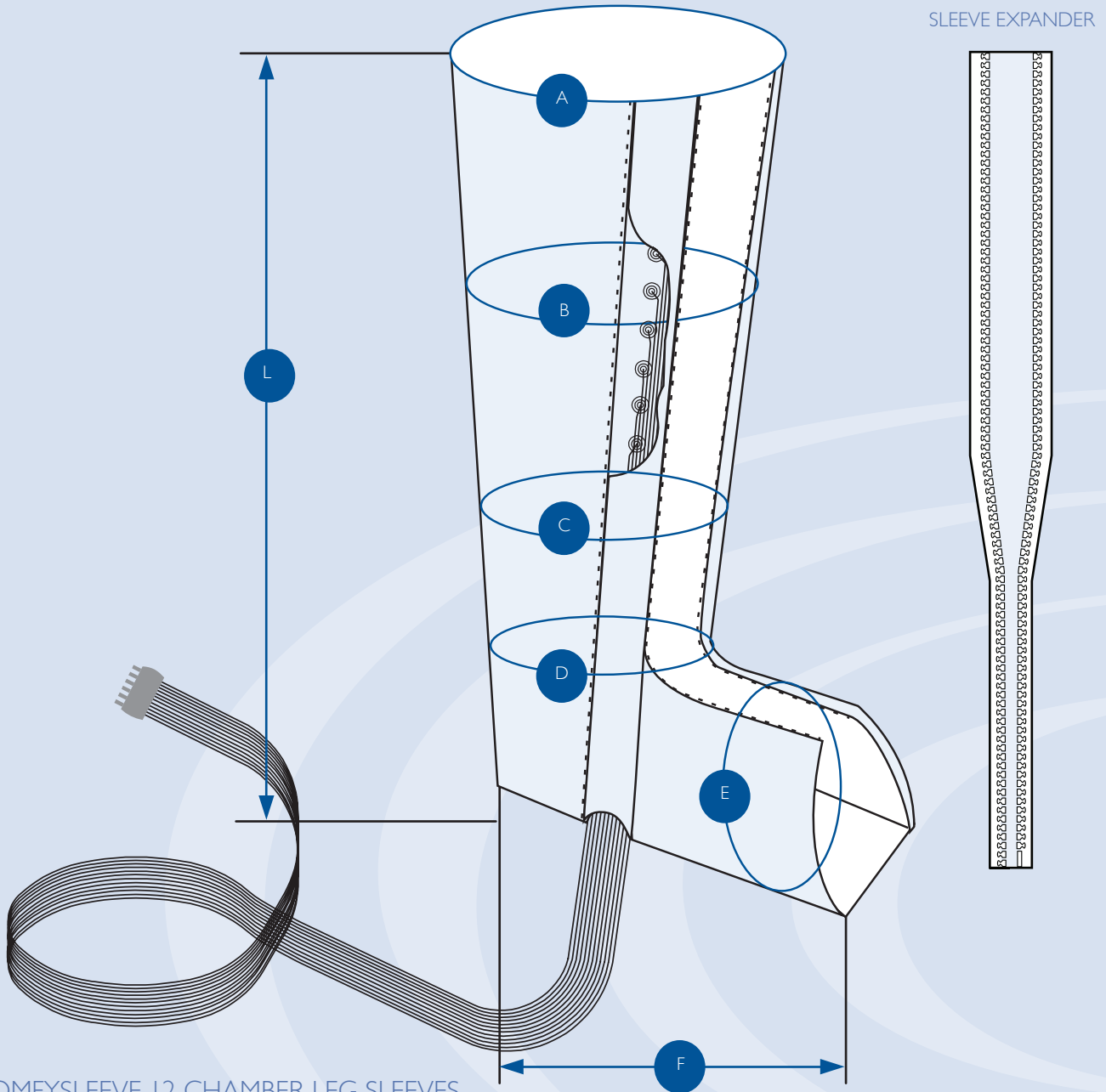
Catalog #	Size	Width	Dimensions (in cm.)							With Expander					
			A Thigh	B Above Knee	C Calf	D Ankle	E Instep	F Foot	L Inseam	Model	A	B	C	D	E
L41F2250H	2-50	Narrow	61	54	46	43	48	26	50	AT	71	64	56	50	52
L41F2275H	2-75		66	56	46	43	48	26	73	-					
L41F2285H	2-85		70	60	47	43	48	26	84	-					
L41F2295H	2-95		80	72	50	43	48	26	95	-					
L41F2365H	3-65	Medium	78	71	65	50	54	38	65	-					
L41F2375H	3-75		81	74	66	50	50	38	75	-					
L41F2385H	3-85		86	80	68	53	51	38	85	-					
L41F2465H	4-65	Wide	105	98	86	67	60	41	65	FT	119	112	99	72	64
L41F2475H	4-75		107	98	86	72	60	41	75	FT	121	113	99	77	64
L41F2485H	4-85		109	105	93	67	60	43	85	GT	123	118	106	71	64

LYMPHA PRESS 8 CHAMBER LEG SLEEVES

Catalog #	Size	Width	Dimensions (in cm.)							With Expander					
			A Thigh	B Above Knee	C Calf	D Ankle	E Instep	F Foot	L Inseam	Model	A	B	C	D	E
L41H2365	3-65	Medium	78	72	60	52	50	35	65	-	-	-	-	-	-
L41H2375	3-75		80	76	60	52	50	35	75	-	-	-	-	-	-
L41H2385	3-85		86	80	70	52	50	35	85	-	-	-	-	-	-
L41H2475	4-75	Wide	102	100	84	66	58	43	75	FT	116	114	97	71	62

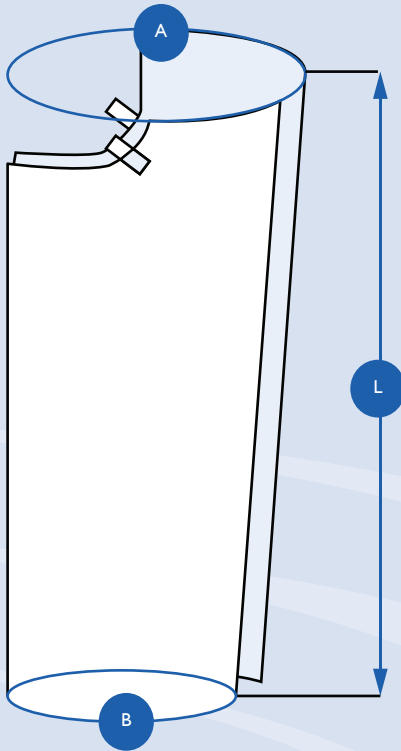
LEG GARMENTS FOR LYMPHA PRESS® OPTIMAL PLUS™

LEG GARMENTS



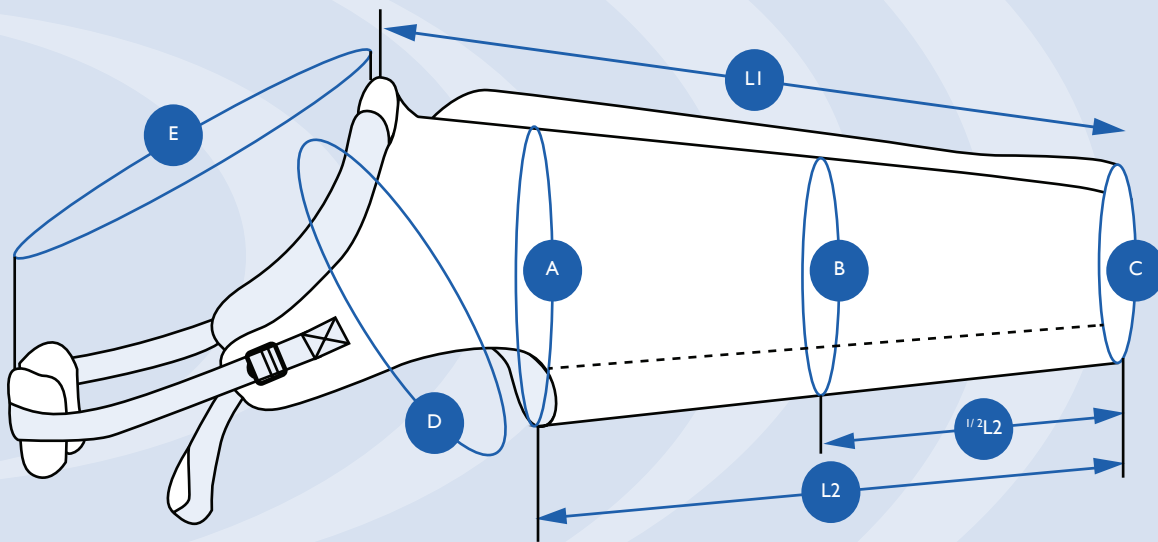
COMFYSLLEEVE 12 CHAMBER LEG SLEEVES

Catalog #	Size	Width	Dimensions (in cm.)							L Inseam	With Expander				
			A Thigh	B Above Knee	C Calf	D Ankle	E Instep	F Foot	Model		A	B	C	D	E
L41L2365	3-65	Medium	79	68	56	51	51	36	65	BT	89	77	65	57	55
L41L2375	3-75		84	71	57	52	52	39	75	CT	93	81	65	59	57
L41L2385	3-85		88	74	60	50	51	37	85	DT	98	84	68	57	56
L41L2475	4-75	Wide	94	79	64	64	58	40	75	FT	109	93	76	70	63



4-CHAMBER ARM Dimensions in cm

Catalog #	SIZE	A	B	L
L41FI290H	Arm M/L	58	29	88
L415A087	Expander C	Adds 10 cm to the circumference of the sleeve		



12-CHAMBER ARM & SHOULDER Dimensions in cm

Catalog #	Size	Circumference					Length		
		A	B	C	D	E	L1	L2	1/2L2
L41111C2	Arm M	63	49	41	76	92-156	91	72	36
L41111C3	Arm L	74	56	49	88	92-165	106	91	40

This garment has two zippers for adjustment of the circumferential fit. The measurements indicated are the maximum (outmost zipper)

Follow these simple tips to ensure your garment has the best fit for the most effective results:

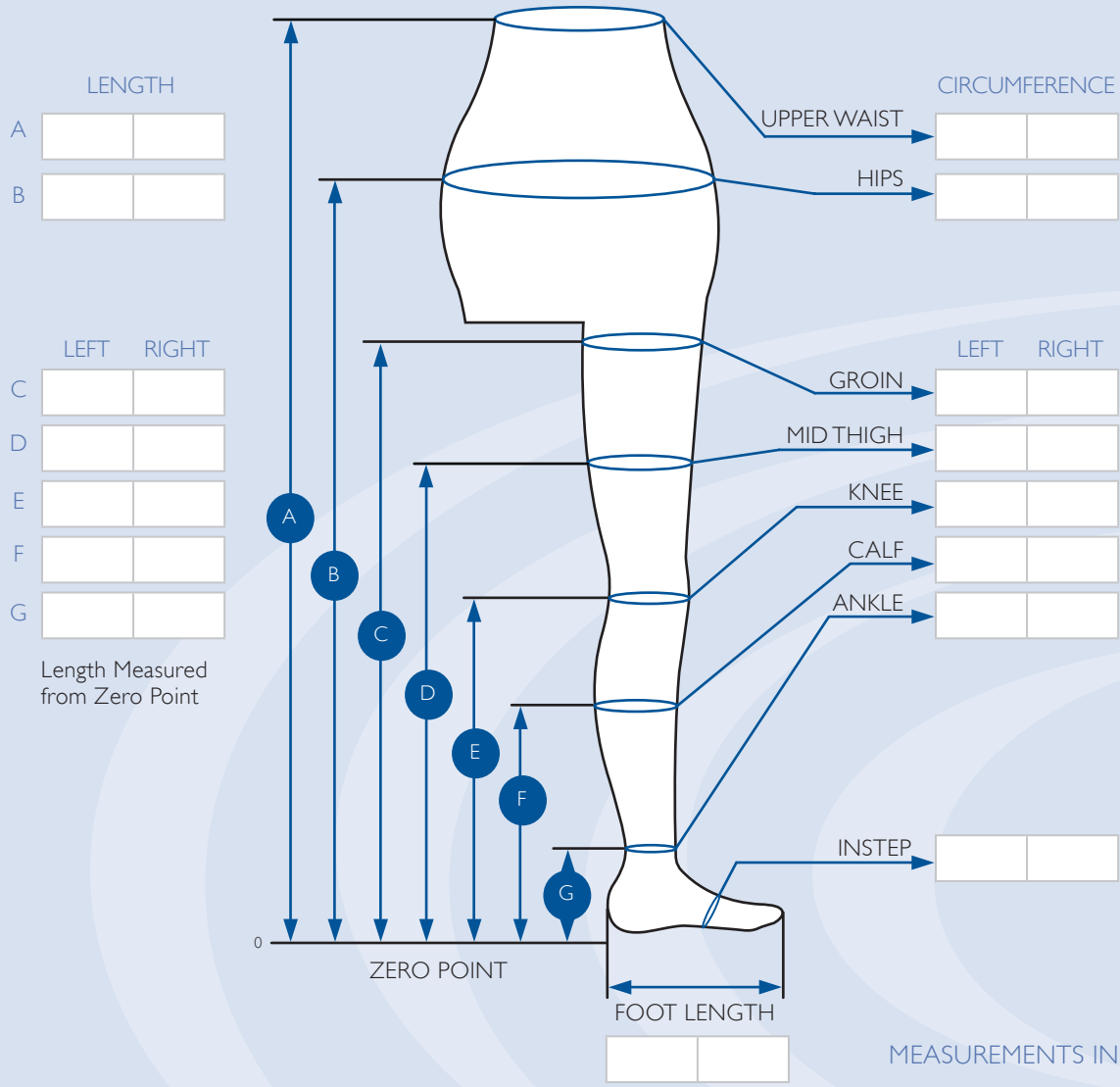
- ▶ Check the Garments Dimensions pages for technical notes unique to each garment type, such as sidedness, availability of expanders, etc.
- ▶ Measure the patient while the patient is in the treatment position.
- ▶ Obtain all the measurements requested on the Measuring Form. Indicate the position of any unusual protrusions, lobules, or landmarks.
- ▶ The garments will shorten slightly in length as they inflate. To adjust for this, choose a slightly longer garment (up to 6 cm longer than the patient's length measurement).
- ▶ The garment should not fit tightly at any point. If the patient's circumference is near maximum at any point for that size, choose a wider garment or add an expander insert.





PANTS AND LYMPHAPOD® MEASURING FORM

Date: _____ Patient Name: _____ Physician Name: _____



NOTES: _____

LEG SLEEVE MEASURING FORM

Date: _____ Patient Name: _____ Physician Name: _____

	LEFT	RIGHT
A	<input type="text"/>	<input type="text"/>
B	<input type="text"/>	<input type="text"/>
C	<input type="text"/>	<input type="text"/>
D	<input type="text"/>	<input type="text"/>
E	<input type="text"/>	<input type="text"/>
F	<input type="text"/>	<input type="text"/>
G	<input type="text"/>	<input type="text"/>

Length Measured from Zero Point

	LEFT	RIGHT
GROIN	<input type="text"/>	<input type="text"/>
UPPER 1/3 THIGH	<input type="text"/>	<input type="text"/>
LOWER 1/3 THIGH	<input type="text"/>	<input type="text"/>
KNEE	<input type="text"/>	<input type="text"/>
CALF	<input type="text"/>	<input type="text"/>
BELOW CALF	<input type="text"/>	<input type="text"/>
ABOVE ANKLE BONE	<input type="text"/>	<input type="text"/>
INSTEP	<input type="text"/>	<input type="text"/>
JOINT LINE	<input type="text"/>	<input type="text"/>

0
ZERO POINT

FOOT LENGTH

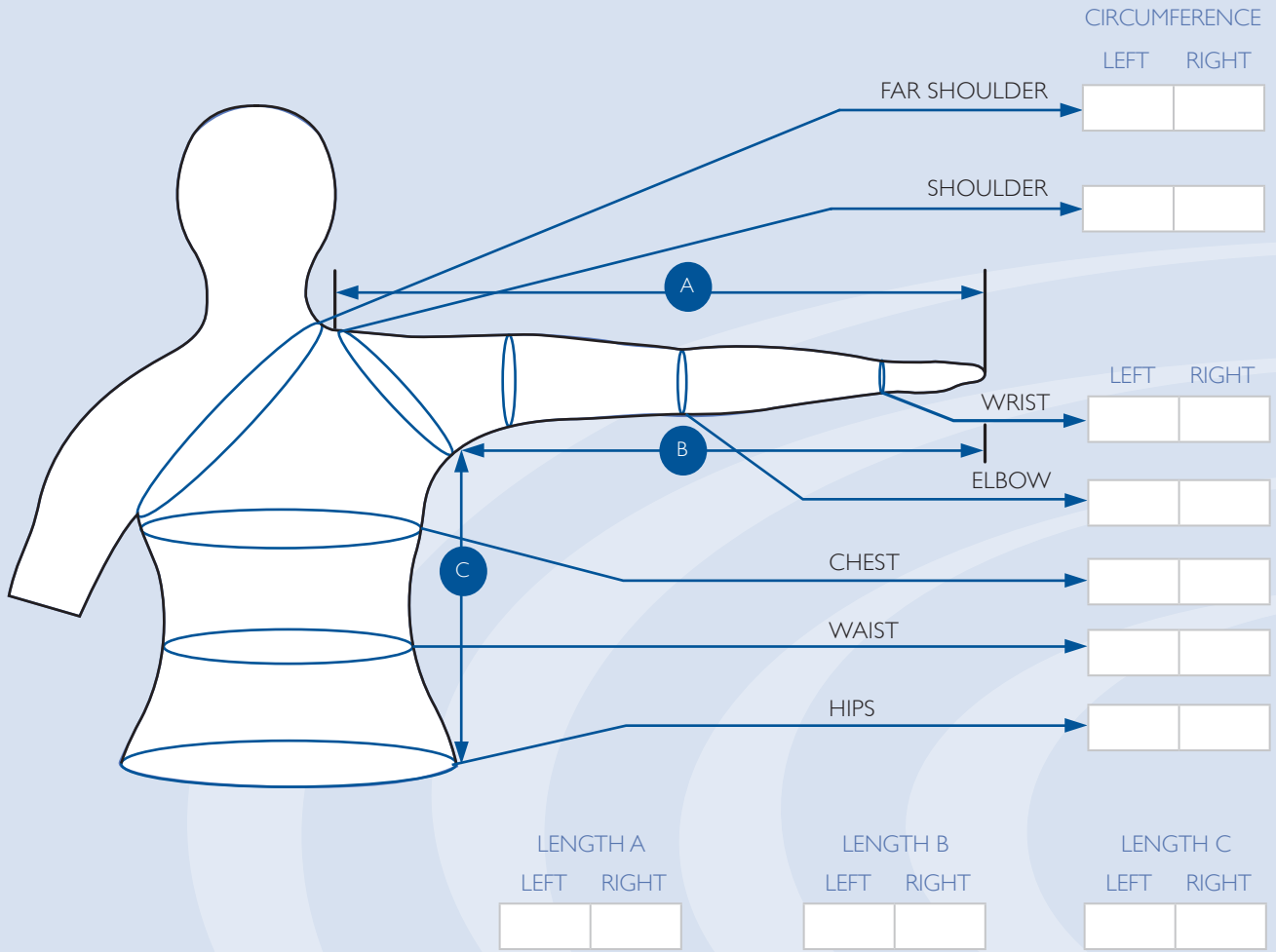
MEASUREMENTS IN:

CM INCHES

NOTES: _____

COMFYSLLEEVE™ I-75, COMFY LIGHT, AND LYMPHA JACKET™ MEASURING FORM

Date: _____ Patient Name: _____ Physician Name: _____



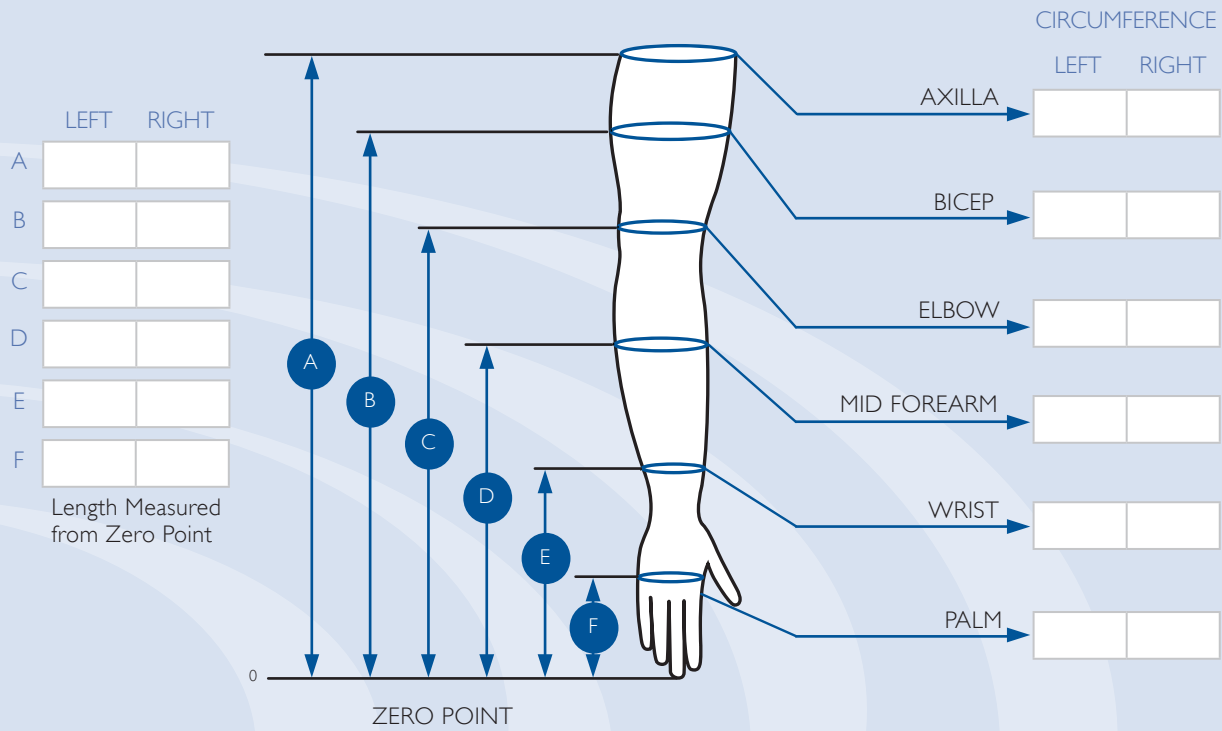
MEASUREMENTS IN:

CM INCHES

NOTES: _____

ARM SLEEVE MEASURING FORM

Date: _____ Patient Name: _____ Physician Name: _____



MEASUREMENTS IN:

CM INCHES

NOTES: _____

Indications/Contraindications

Indications for use of the Lympha Press Optimal Plus™ pump and associated compression garments:

Primary lymphedema, secondary lymphedema, venous insufficiency, venous stasis ulcers, dysfunction of the muscle pump, post mastectomy edema, post immobilization edema, and lipedema.

Indications for use of the PCD-52™ pump and associated compression garments:

Primary lymphedema, secondary lymphedema, venous insufficiency, venous stasis ulcers, post mastectomy edema, post immobilization edema, and dysfunction of the muscle pump.

Indications for use of the PCD-51™ pump and associated compression garments:

Primary lymphedema, secondary lymphedema, venous insufficiency, venous stasis ulcers, and dysfunction of the muscle pump.

Contraindications for Use:

Use of Lympha Press systems is not recommended in the presence of one or more of the following conditions: Known or suspected deep vein thrombosis (DVT) or pulmonary embolism, during the inflammatory phlebitis process, acute infection of the affected limb, decompensated cardiac failure, severe arteriosclerosis or other ischemic vascular disease, any circumstance where increased venous and lymphatic return is undesirable.

Due to movement of fluids in the body when using the system, exercise caution when using on patients who have heart disease. High pressure is not recommended for patients who have peripheral occlusion disease. The abdominal area should not be treated during pregnancy.

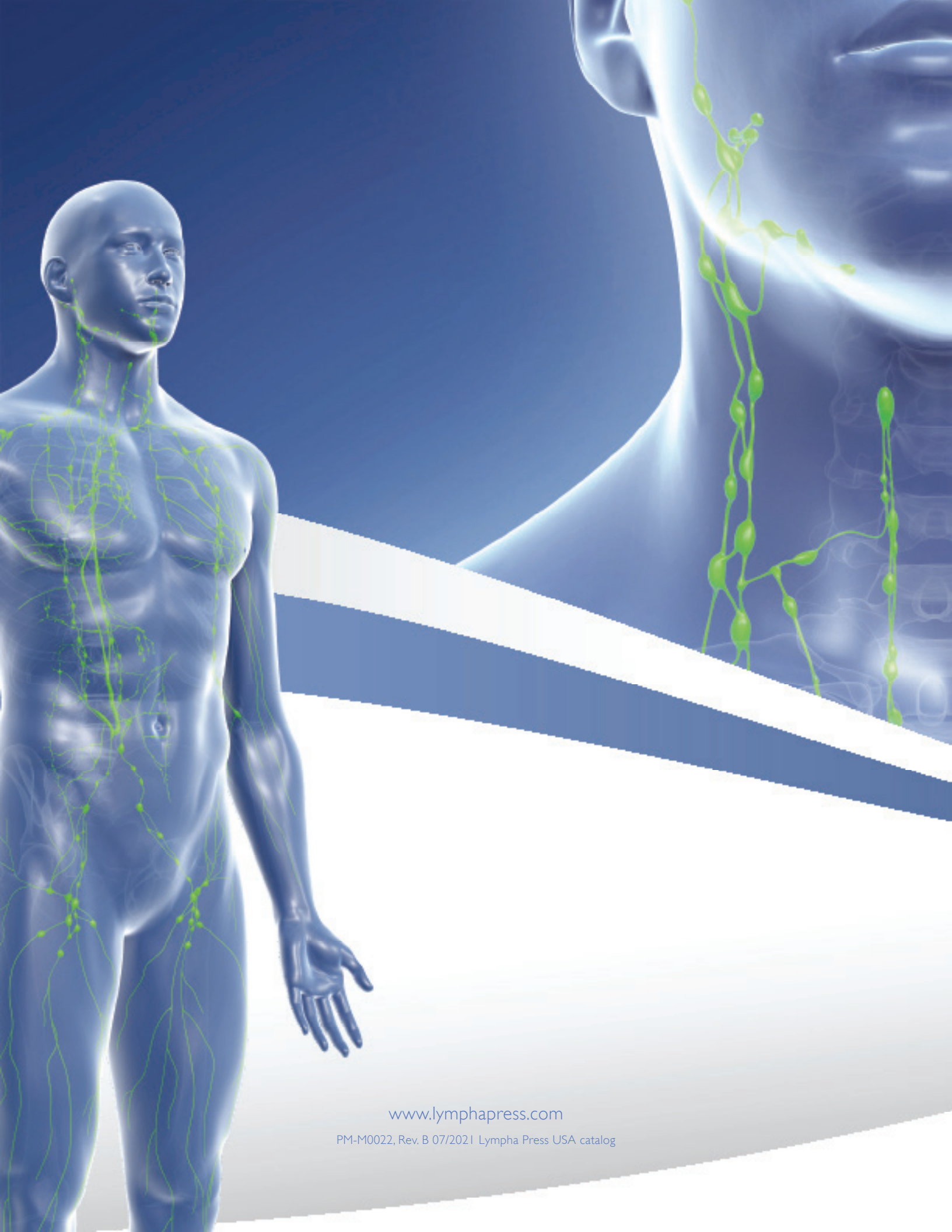
CAUTION: This device is for sale and use by, or on the order of, a licensed medical practitioner.

Quick Reference Guide

Lympha Press® systems are manufactured by Mego Afek Ac, Ltd.

PART NUMBER	DESCRIPTION	ASSOCIATED PUMP
L10008C2	Optimal Plus	N/A
L25S1000	Optimal Plus Hose Bundle	Optimal Plus
L10015G1	PCD-51 Model 731A	N/A
L10015H1	PCD-52 Model 737A	N/A
L23400A1	4 Prong Plug	PCD-51/52
L25005A2-SP	4 Hose Bundle	PCD-51/52
L2A10063	Plug Bag For Optimal Plus	Optimal Plus
L2A800H1	Battery pack for 737A/737R	PCD-52
L2D00280T	AC/DC Adapter 12VDC	Optimal Plus
L2D002A1T	Adapter 15VDC	PCD-52
L2D002A2T	Universal Adapter 12VDC	PCD-51
L36470A2	Power cord for PCD-52/Optimal	PCD-52/Optimal Plus

PART NUMBER	DESCRIPTION	ASSOCIATED PUMP
L4MP2136C	LymphaPants Bilateral	Optimal Plus
L4MP2236C	LymphaPants Bilateral XL	Optimal Plus
L4Z5LP00	LymphaPants Bilateral Expanders (pair)	Optimal Plus
L4MPH002	PCD Pants Bilateral	PCD-51/52
L4MPH003	PCD Pants Light Bilateral	PCD-51/52
L4MP800L	LymphaPod	Optimal Plus
L41580AL	LymphaPod Left Expander	Optimal Plus
L41580AR	LymphaPod Right Expander	Optimal Plus
L41L0175	ComfySleeve	Optimal Plus
L41LT100	ComfyLite	PCD-51/52 & Optimal Plus
L42L0FSL	ComfySleeve Fastener Small Left	PCD-51/52 & Optimal Plus
L42L0FSR	ComfySleeve Fastener Small Right	PCD-51/52 & Optimal Plus
L42L0FML	ComfySleeve Fastener Medium Left	PCD-51/52 & Optimal Plus
L42L0FMR	ComfySleeve Fastener Medium Right	PCD-51/52 & Optimal Plus
L42L0FLL	ComfySleeve Fastener Large Left	PCD-51/52 & Optimal Plus
L42L0FLR	ComfySleeve Fastener Large Right	PCD-51/52 & Optimal Plus
L4MJ2125	Lympha Jacket Short Bilateral	Optimal Plus
L4150542	Lympha Jacket Back Expander	Optimal Plus
L4150822	Lympha Jacket Arm Expander Short	Optimal Plus
L4MJ2135	Lympha Jacket Long Bilateral	Optimal Plus
L4150823	Lympha Jacket Arm Expander Long	Optimal Plus
L41L2365	Leg ComfySleeve L (3-65)	Optimal Plus
L41L2375	Leg ComfySleeve L+ (3-75)	Optimal Plus
L41L2385	Leg ComfySleeve L++ (3-85)	Optimal Plus
L41L2475	Leg ComfySleeve WL+ (4-75)	Optimal Plus
L415T078	Leg Expander BT (2-75 / 3-65)	Optimal Plus
L415T087	Leg Expander CT (2-85 / 3-75)	Optimal Plus
L415T097	Leg Expander DT (3-85)	Optimal Plus
L415T475	Leg Expander FT (4-75)	Optimal Plus
L41F2250H	4 Chambered Leg Garment S (2-50) with hose	PCD-51/52
L41F2275H	4 Chambered Leg Garment (2-75)	PCD-51/52
L41F2285H	4 Chambered Leg Garment (2-85)	PCD-51/52
L41F2295H	4 Chambered Leg Garment (2-95)	PCD-51/52
L41F2365H	4 Chambered Leg Garment L (3-65) with hose	PCD-51/52
L41F2375H	4 Chambered Leg Garment L+ (3-75) with hose	PCD-51/52
L41F2385H	4 Chambered Leg Garment L++ (3-85) with hose	PCD-51/52
L41F2465H	4 Chambered Leg Garment WL (4-65) with hose	PCD-51/52
L41F2475H	4 Chambered Leg Garment WL+ (4-75) with hose	PCD-51/52
L41F2485H	4 Chambered Leg Garment WL++ (4-85) with hose	PCD-51/52
L41H2365	8 Chambered Leg Garment L (3-65)	PCD-51/52
L41H2375	8 Chambered Leg Garment L+ (3-75)	PCD-51/52
L41H2385	8 Chambered Leg Garment L++ (3-85)	PCD-51/52
L41H2475	8 Chambered Leg Garment (4-75)	PCD-51/52
L415A056	Expander AT (2-50)	PCD-51
L415T465	Expander FT (4-65)	PCD-51/52
L415T485	Expander GT (4-85)	PCD-51/52
L41F1290H	4 Chambered Arm Sleeve M (2-90) with hose	PCD-51/52
L415A087	4 Chambered Arm Sleeve Expander C	PCD-51/52
L4111IC2	12 Chambered Arm Sleeve with Shoulder M	Optimal Plus
L4111IC3	12 Chambered Arm Sleeve with Shoulder L	Optimal Plus



www.lymphapress.com

PM-M0022, Rev. B 07/2021 Lympha Press USA catalog